



TM

ROTARY AND FLAIL

Boom Mowers



Bengal Boom Mower

22' Bengal Boom Mower with 50" Rotary head and shown with optional Perimeter Guard.

DURABILITY

INNOVATION

COMMITMENT

18'



22'



24'





Rotary heads



50" Rotary



60" Rotary



Cuts Up to 6" brush

50" or 60" Bengal Rotary heads have the choice of Disc or Blade bar cutting systems.



Cuts Up to 5" brush

Flail heads



63" Flail with Grass knives




50" Flail with MBG knives



Grass
Grass only



LBG
Up to 2 1/2" brush



MBG
Up to 3" brush



HDB
Up to 4" brush



50" Flail with HDB knives



Independent Mower Hydraulics System

Independent Mower Hydraulic System with Tandem Pump, Oil Cooler, In-Cab Temperature Gauge and Wheel Well Tank. Components shown are not the same on all tractor models. Independent Mower Hydraulic System not included on all models of tractors, check with your Tiger Dealer for your specific make and model of tractor.



TANDEM PUMP



OIL COOLER



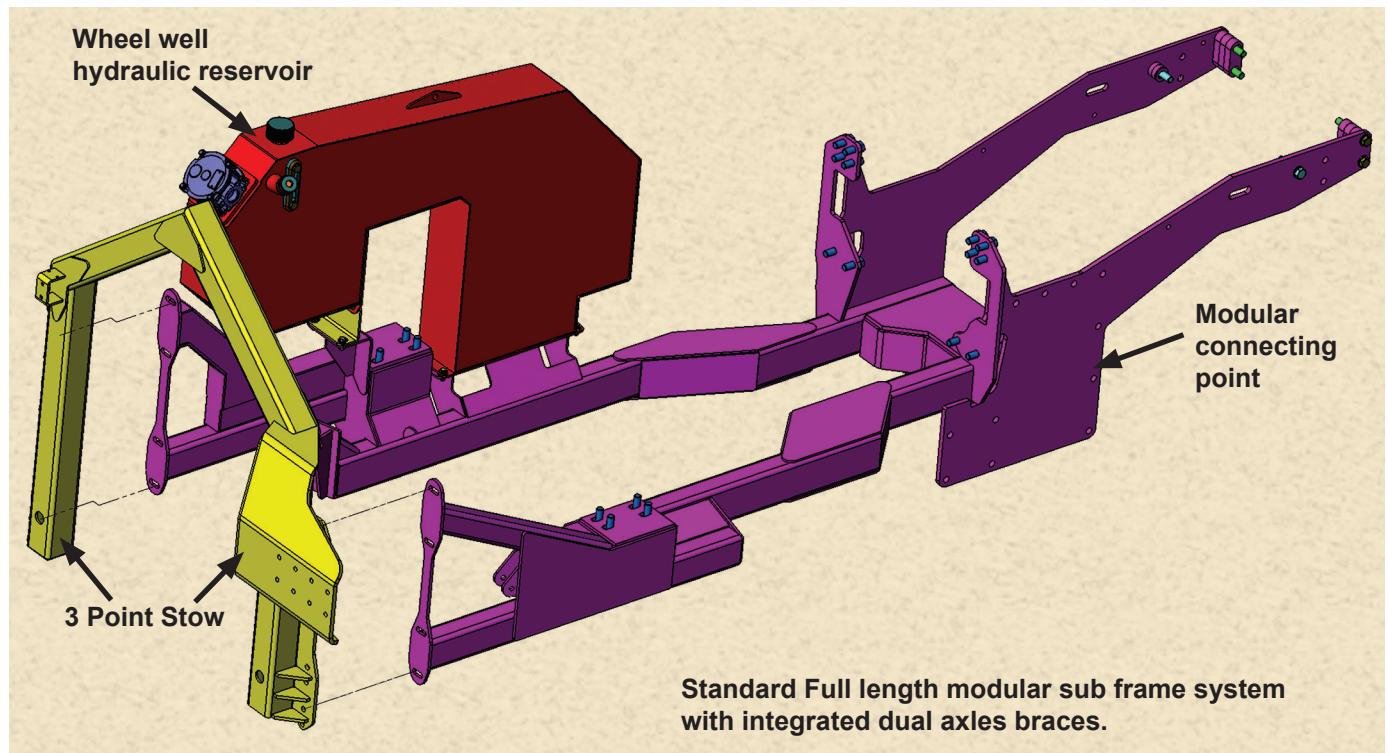
IN-CAB TEMP GAUGE



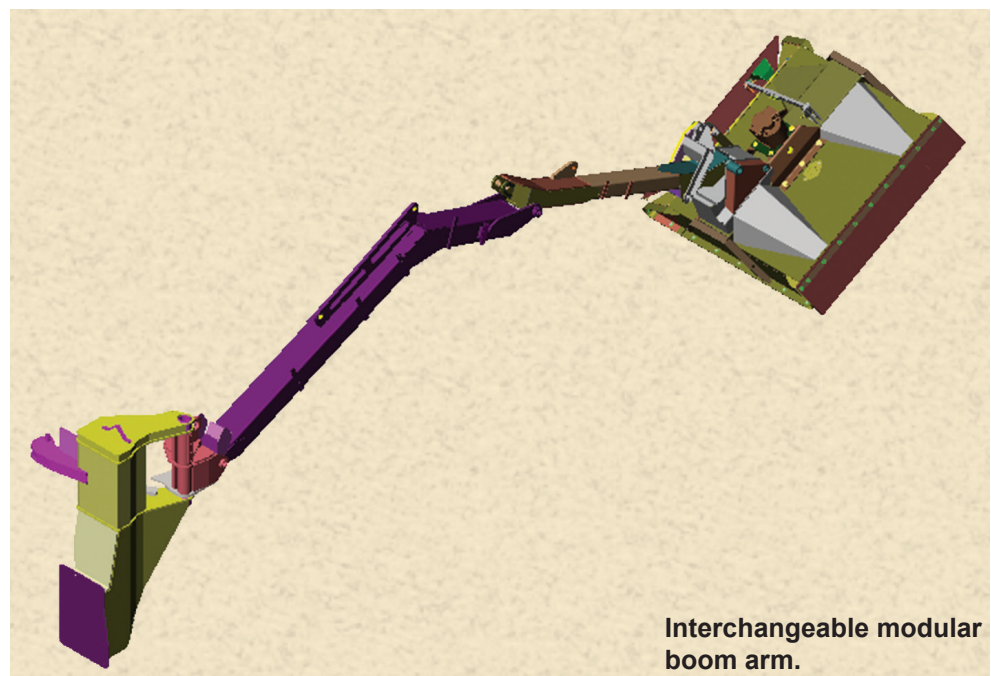
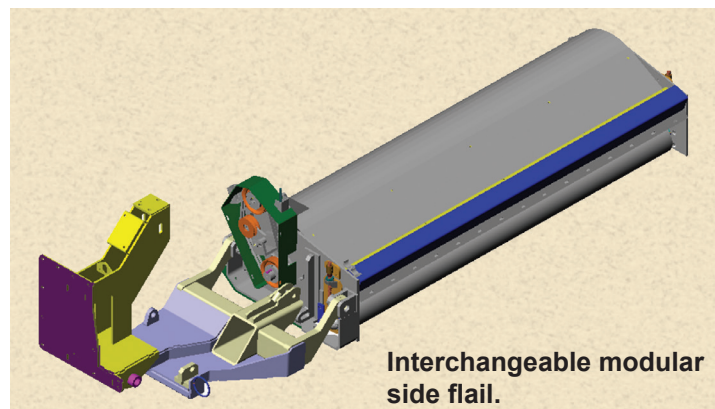
HYDRAULIC WHEEL WELL TANK



Modular Frame



To enhance the adaptability of our products, Tiger offers a modular mounting frame to ease mower change for your vegetation needs. This unique design offers interchangeability with our boom and side mowers. With the Tiger modular frame, changing mower types can be accomplished in approximately 8 hours. The boom mower frame should be installed at the onset to ensure the most effective framing system for future changes.





Saber

25·28·30

25'



28'



30'






Rotary heads



50" Rotary



60" Rotary



25' Saber Only
Cuts Up to 8" brush



28' and 30' Saber
Cuts Up to 6" brush



Cuts Up to 5" brush


Flail heads



63" Flail with Grass knives
Only available on 25' Saber



50" Direct Drive Flail with MBG knives
Only available on 30' Saber



Grass
Grass only

LBG
Up to 2 1/2" brush

MBG
Up to 3" brush

HDB
Up to 4" brush



50" Flail with HDB knives



Electronic Boom Positioning Sensor

- This optional feature can be added or retrofitted to any existing Tiger Boom Mower.
- Two sensors are located under the swivel of the boom arm.
- As the operator swings boom toward rear stow position, the sensors will identify the boom location (approx. 25" from stow position) and slow travel speed down and then stop directly above the rear stow.



BOOM ARM SWIVEL SLIDING OVER SENSORS

Video of Boom Positioning Sensor is located on Tiger website
Look under Tiger Products and then Tiger Videos



PERIMETER GUARD



BOOM REST EXTENSION



"GROWLER" MULCHING HEAD

Comes Standard with Hydraulic Head Tilt



Stow Systems



**3 PT OPEN STOW (30S)
W/ DBL AXLE SUPPORT**



**BENGAL BRUTE STOW
W/ SECONDARY BOOM
BREAKAWAY**



Rotating Heads



50" ROTARY SWIVEL HEAD



60" ROTARY SWIVEL HEAD



50" ROTARY SWIVEL HEAD IN STOW POSITION



**Transport width of pictured unit is 109" (JD 6105E, BB-22)
Width depends on make and model of tractor**



Options



CABLE CONTROLS

Hydraulically driven Cable Controls for Boom mower.




ELECTRONIC JOYSTICK

Electronic over hydraulic Joystick Control.



PUMP/GRILL GUARD

Additional protection with Pump or Grill Guard.



AXLE STABILIZER or TIMBREN


Additional stability and control for larger booms. Tractor specific, contact your Tiger Dealer for the option that matches your model of tractor.

Standard Features



TRAVEL SAFETY LOCK

Controlled from operator's position.



BRAKE VALVE

Brake valve stops the cutter head in less than 7 seconds.



NITROGEN ACCUMULATOR

Provides smooth response and reduces shock.



SAFETY LIGHTING

Lightbar or rear signals on all boom mowers.

Dealer Info:

Tiger Corporation
3301 N Louise Ave.
Sioux Falls, SD 57107
800-843-6849
www.tigermowers.com
An Alamo Group Company

Contact Tiger Corporation for tractor compatibility requirements. Specifications are subject to change without notice. Optional equipment may be shown. One Year Warranty on all products.

